

## Set a Default Access Point for WeGolf

The example shown is using a Nokia N95 8GB but the principle is applicable to all Nokia and most other phone types and is about giving WeGolf a default access point. Other Java applications that you have installed on your phone such as Gmail, Opera, PositMe, etc. can also benefit from configuring a default access point so that you do not need have to choose an access point everytime you use them. Simply follow the Screenshots and instructions below:

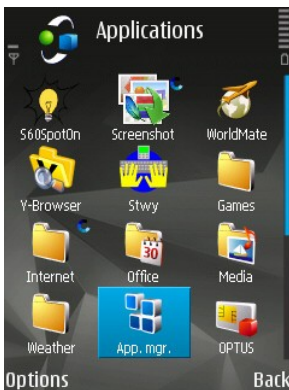
Step 1: Go to the Menu screen and open the Applications folder



Step 3: Navigate to WeGolf and press the D-pad: Select Open



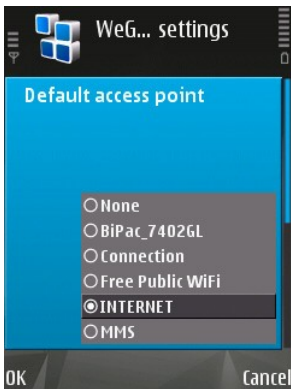
Step 2: Open the Application Manager



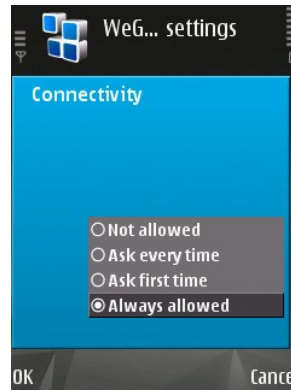
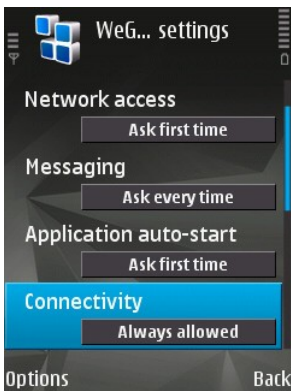
Step 4: Navigate to Access Point and open



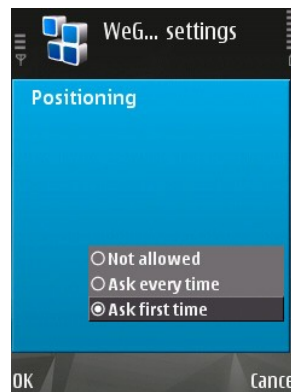
Select the access point to use



Step 5: Navigate to Connectivity and Select Always allowed



Step 6: Navigate to Positioning



Your phone will no longer ask what access point to use when you launch WeGolf or a Java application.